

COVID-19 Testing Exception Form – Mobile View

1. Go to the [COVID-19 Testing Exception form](#). Login, if prompted, with your Elon username and password.
2. The Name, ID, Date and Person Type fields will automatically display your information and cannot be changed.

← Spring Covid Testing Exception ☰

 **ELON**
UNIVERSITY

Covid Testing Exception

If you are unable to test for Spring, please specify your reason below.

Name

ID **Date**

PersonType

3. Select “Fully Vaccinated” from the “Exception” drop down box. **On a mobile device, the drop down box options may be covered by the keyboard. Scroll up on the form until you can see the options on your screen.**

Exception - Employee

4. Select the name of your vaccine from the “Vaccine Name” drop down box. The “#Doses” field will fill automatically. Enter the date(s) for each dose, if applicable.

Please select the Vaccine Name

Pfizer

#Doses

2

Date of 1st Dose

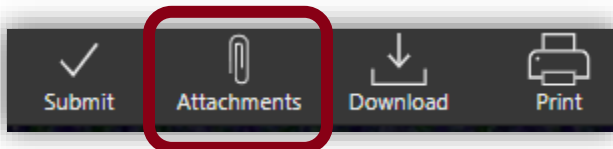
03/02/2021

Date of 2nd Dose

03/24/2021

The Healthy Elon Commitment: By participating in academics and campus life during the 2021 Spring Term and Spring Semester, all students, faculty, and staff will be re-affirming their commitment to the [revised Healthy Elon Commitment](#) and shared practices that minimize the risk of COVID-19 infection within our community.

5. Tap on the “Attachments” button at the bottom of the form.



6. Tap on “Upload File(s)” at the bottom of the form.

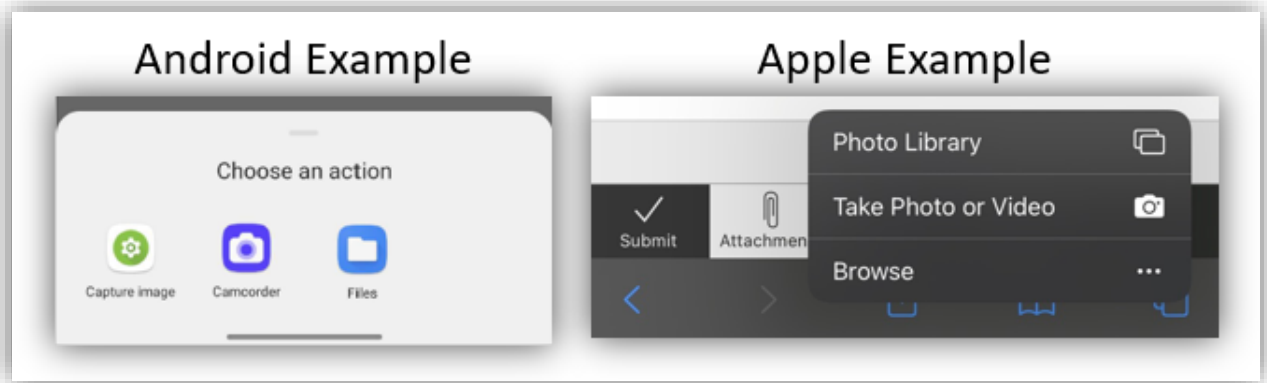
If you are unable to test for Spring, please specify your reason

Attachments CLOSE

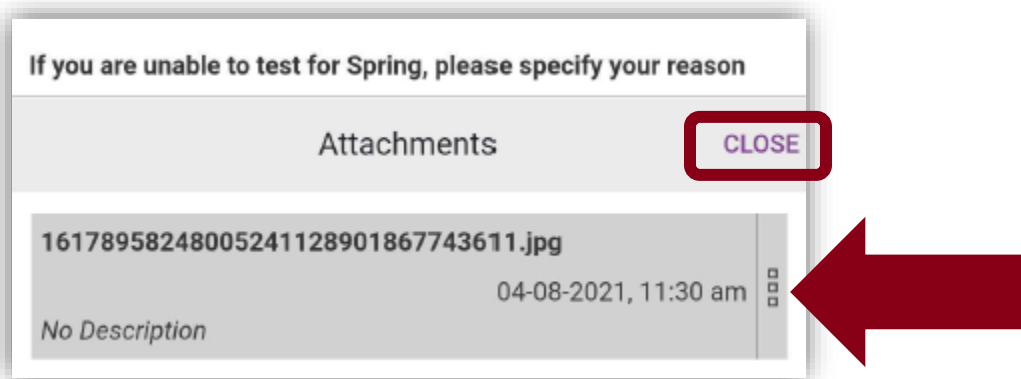
Upload File(s)

Submit Attachments Download Print

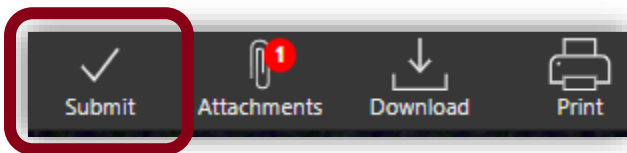
7. Use your device's camera to capture an image of your vaccine card.



8. You should see the name of your image in the "Attachments" window. Tap "CLOSE" to close the window.



9. **An image of your vaccine card is required.** Once you see an attachment indicator on the paper clip icon on the "Attachments" button then tap the "Submit" button to submit your form.



10. You will receive emails regarding the status of your submission. Once your form has been approved then you will see your exemption status on your [My Readiness](#) page.

READY & RESILIENT MY READY & RESILIENCE STATUS

Phoenix Jones



- ✓ [Training](#)
- ✓ [Healthy Elon Commitment](#)
- ✓ COVID Test Results Received

You have completed the Ready and Resilient check-in process. Thank you.

Exemption Status



You are fully vaccinated as of 03/24/2021. You are approved as exempt from testing for 90 days starting 4/8/2021.

My Results