



ELON

UNIVERSITY

Student Achievement and Success 2023-2024

To fulfill its mission, Elon University monitors student achievement and success in multiple ways during the time students are enrolled and once they have graduated. Examples of Elon's goals for student achievement and the success of students in achieving those goals are provided below. These include first- to second-year retention, persistence to degree (graduation rate), participation in selected high impact practices, outcomes for licensing examinations, and students' success in securing jobs or continuing their education after graduation. To benchmark student success in achieving the goals, Elon University uses information from the sources identified below.

Persistence to Degree (Graduation Rate)

Goal: Elon's four, five, and six year graduation rates will exceed the median for 2021 Basic Carnegie Classifications that includes Doctoral very high research, Doctoral high research, and Doctoral/Professional Universities (source: IPEDS)

In accordance with the Boldly Elon Strategic Plan, the University is striving for a 4-year graduation rate of 85% and a 6-year graduation rate of 90%.

NOTE: Undergraduate retention and graduation rates reported based upon reported IPEDS guidelines for establishing cohorts (i.e., full-time, first-time bachelor's degree students). These rates use the same methodology and correspond with rates reported to SACSCOC, Common Data Set, and various college guides/rankings.

4-Year Graduation Rate

Elon	78%	<div></div>
IPEDS	49%	<div></div>

5-Year Graduation Rate

Elon	82%	<div></div>
IPEDS	62%	<div></div>

6-Year Graduation Rate

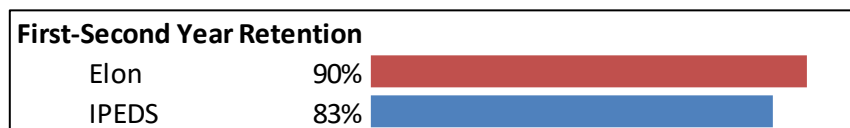
Elon	83%	<div></div>
IPEDS	65%	<div></div>

Elon and IPEDS figures are for 2017 entering first-year students

Historical information can be found in the [Elon University Fact Book](#).

Retention from First- to Second-Year

Goal: Elon's first-to second –year retention rates will exceed the median for 2021 Basic Carnegie Classifications that includes Doctor's degree - research/scholarship, Doctor's degree - professional practice, Doctor's degree - other (source: IPEDS Trend Generator)



Elon: 2022-23 entering first-year students as compared to Doctorate schools 2022-23 cohort who came back in Fall 2023

Historical information can be found in the [Elon University Fact Book](#).

Elon Experiences

Elon University tracks student participation in each of the five Elon Experiences (Global Engagement, Service, Internship, Leadership, and Research). [Click here](#) for additional information regarding the Elon Experiences. Although no benchmarks comparable to Elon's internal data are available for participation in these experiences, participation is reviewed each year for bachelor degree recipients. Data for 2023 graduates is provided below.

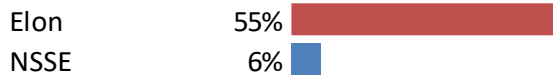
Experience	Experience	Percentage of 2023 graduates participating in the experience
Global Experience	Study Abroad	62%
	Study USA	10%
	Global Experience of any kind	76%
Service	Completed service hours	75%
Internship	At least 1 internship for academic credit	81%
	Reporting an internship on graduation survey (for credit or not for credit)	87%
Leadership	Held at least one leadership position	54%
Research	Independent research for credit	23%

High Impact Educational Experiences

Consistent with the Elon University Mission Statement to provide a dynamic and challenging undergraduate curriculum, integrate learning across disciplines, put knowledge into practice, prepare students to be global citizens, and to foster an ethic of service, Elon University strives to provide all students with access to high impact practices as articulated by Association for American Colleges and Universities (AAC&U). [Click here](#) for more information about high impact practices and the educational benefits for students engaging in these experiences.

Goal: Elon seniors will have engaged in the following high impact practices at rates higher than national averages as indexed by responses to the [National Survey of Student Engagement](#) (NSSE 2022).

Study Abroad*



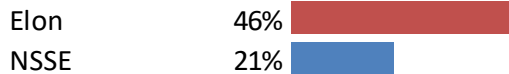
Internships or field experience*



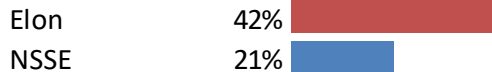
Service Learning/Volunteer*



Research with Faculty (Undergraduate Research)*



Learning Communities



Culminating Senior Experience



*Indicates that the high impact practice is one of the Elon Experiences.

Quality Enhancement Plan

A Quality Enhancement Plan, or QEP for short, is a university-wide plan for improving student learning. It is a part of the accreditation process with Southern Association of Colleges and Schools Commission on Colleges (SACSCOC), which is committed to advancing the quality of higher education. Institutions accredited by SACSCOC are required to determine the student learning needs and develop a QEP to improve student learning as outlined in the institution's decennial report to SACSCOC.

Writing Excellence Initiative: Elon University embarked on an ambitious plan to make writing a signature experience of an Elon education. The [Writing Excellence Initiative](#) was developed as the institution's QEP for Elon's 2013 SACSCOC reaffirmation.

Data Nexus: Elon's next QEP (as part of its 2023 SACSCOC reaffirmation) is to enhance student learning of the knowledge and skills required for working with data during and after their college experience. The [Data Nexus](#) was developed to enhance data competency.

Additional Recognition for High Impact Practices

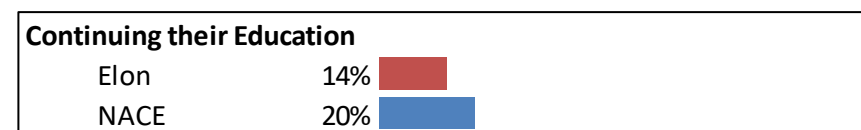
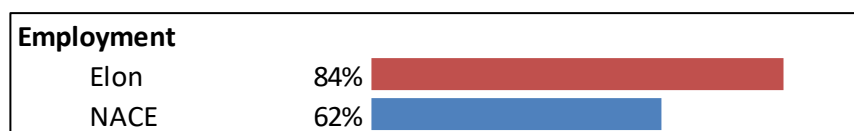
Elon University has been recognized by 2024 [U.S. News & World Report](#) for **all 8** high-impact educational programs in "Academic Programs to Look For." Based on a survey of higher education leaders across the country, Elon is noted for excellence in **study abroad, internships, service learning, undergraduate research, learning communities, first-year experiences, senior capstones, and writing in the disciplines.**

The Institute of International Education's Open Doors 2022/23 report ranks Elon University **#1** for doctoral-level universities for the percentage of students who **studied overseas.**

Elon University has been named to the Presidential Honor Roll for **Service** by the Federal Corporation for National & Community Service every year since 2006.

Post-Graduate Employment and Graduate/Professional Education (2023 Graduates)

Goal: Within one year of graduation, Elon graduates will have secured employment or admission to graduate or professional school at rates that meet or exceed the averages reported by the [National Association of Colleges and Employers](#) First Destination report.



Graduates may be both employed and continuing their education. When graduates are counted only once, 96% of 2023 graduates are employed, have been accepted to graduate or professional school, are completing a post-graduate internship/fellowship, or are working for a service organization (e.g., Peace Corps, Teach for America). The survey response rate was 82%.

95% of 2023 graduates who are employed report that the position is related to their career goal.

More detailed and historical information is provided in the [First Destination Reports](#) produced by Elon University's Student Professional Development Center.

Additional indicators of post-graduate success

Elon University is on the annual list of U.S. institutions whose graduates received Fulbright awards. See Doctoral Institutions for the 2023-24 information and Master's Institutions for early years. <https://topproducing.fulbrightonline.org/top-producing-institutions-by-year>

Licensing Examinations

One undergraduate program and three graduate programs at Elon culminate in a licensing examination. Recent student success rates are described below.

School of Education

Goal: Elon's education graduates will meet or exceed North Carolina state level pass rates.

Students earning AB or BS degrees in education must complete licensure examination to teach in North Carolina.

First & Best Licensure Examination Pass Rates (average 2022-2024)



School of Health Sciences

Goal: Elon's School of Health Science graduates will meet or exceed national pass rates.

2022-23 National Physical Therapy Exam Ultimate Pass Rate



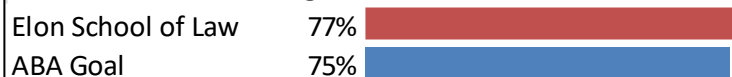
2022-23 Physician Assistant National Certifying Exam Pass Rate



School of Law

Goal: Elon's School of Law graduates will meet or exceed the Ultimate Bar Passage rate goal as established by the American Bar Association (ABA).

2021 Ultimate Bar Passage Rate



Graduate Programs – Completion to Degree and Job Placement Rates

Elon monitors the placement of students who graduate from each of its graduate degree programs. Some programs have different academic calendars and program types (part-time versus full-time). Additionally, the programs measure employment at different lengths of time post-graduation as indicated in the tables. Unless noted, programs are full-time. All programs show a minimum of 5 years of data leading up to the completion year of **2024** (Accounting and Higher Education began in 2018).

NOTES: MBA and Business Analytics students can enroll full-time or part-time.
MED is part-time program

Accounting (MS) Entering Year (Fall)	Number of Students	Completion Year (Spring)	Completion Rate (2 Years)	Employment Rates (*Available March)
2022	10	2024	100%	100%
2021	13	2023	100%	100%
2020	17	2022	89%	100%
2019	6	2021	100%	100%
2018	4	2020	100%	100%

Business (MBA) Entering Year	Number of Students	Completion Year (Spring)	Completion Rate (5-Years)	Employment Rates (most employed during program)
Fall 2018/Spring 2019	51	2024	67%	100%
Fall 2017/Spring 2018	44	2023	75%	100%
Fall 2016/Spring 2017	61	2022	67%	100%
Fall 2015/Spring 2016	64	2021	72%	100%
Fall 2014/Spring 2015	50	2020	82%	100%
Fall 2013/Spring 2014	47	2019	85%	100%

Business Analytics (MS) Entering Year (Fall)	Number of Students	Completion Year (Spring)	Completion Rate (2-Years)	Employment Rates (most employed during program)
2022	13	2024	81%	100%
2021	13	2023	85%	100%
2020	17	2022	71%	100%
2019	6	2021	83%	100%
2018	8	2020	63%	100%
2017	9	2019	44%	100%

Education (MEd) Entering Year (Summer)	Number of Students	Completion Year (Summer)	Completion Rate (2-Years)	Employment Rates (most employed during program)
2022	10	2024	100%	100%
2021	18	2023	100%	100%
2020	NA	2022	NA	NA
2019	NA	2021	NA	NA
2018	7	2020	100%	100%
2017	11	2019	100%	100%

Higher Education (MHE) Entering Year (Fall)	Number of Students	Completion Year (Spring)	Completion Rate (2 Years)	Employment Rates (* Available March)
2022	11	2024	100%	100%
2021	12	2023	92%	100%
2020	12	2022	100%	100%
2019	12	2021	100%	100%
2018	15	2020	93%	93%

Physical Therapy (DPT) Entering Year (January)	Number of Students	Completion Year (December)	Completion Rate (3-Years)	Employment Rates (* Available December)
2022	47	2024	98%	100%
2021	48	2023	98%	100%
2020	47	2022	99%	100%
2019	46	2021	99%	100%
2018	46	2020	98%	100%
2017	47	2019	100%	100%

Physician Assistant Studies (MS) Entering Year (January)	Number of Students	Completion Year (December)	Completion Rate (2-Years)	Employment Rates (* Available August)
2023	38	2024	92%	92%
2022	39	2023	92%	94%
2021	38	2022	95%	87%
2020	39	2021 (Dec)	100%	77%
2019	38	2021 (Feb)	100%	70%
2018*	38	2020	95%	96%

*27-month program 2014-2018 entering years; graduating in February

Law (JD) Entering Year (Summer)	Number of Students	Completion Year (December)	Completion Rate (2.5 Years)	Employment Rates (*Available March)
2022	167	2024	79%	96%
2021	171	2023	82%	87%
2020	161	2022	79%	86%
2019	144	2021	88%	90%
2018	146	2020	84%	87%
2017	138	2019	78%	90%