



Which dog are you when you hear things like:

**SAT**  
**STANDARDIZED**  
**TESTS**  
**PSAT**      **ACT**  
**PACT**  
**PreACT**

PSAT 8/9  
PSAT 10  
PSAT/NMSQT


# Standardized Tests EXPLAINED!



Most colleges/universities require standardized test scores as part of the application package.

Some schools (including the UNC system\*) waived this requirement through FALL 2024 admission season.

**Elon Academy still requires it! I'll explain.**



• <https://www.northcarolina.edu/standard-test-requirement-waiver/>



There are 2 different tests:  
the **SAT** & the **ACT**



Students should take **both** at least once before applying to college.



Scholars must take BOTH the **SAT** and **ACT** once before their final summer program and share their scores with EA.







# ACT vs. SAT?

# ACT<sup>®</sup>

- Taken at school during day with **no sign-up & no cost** during **junior year**
  - **\$93 (+\$38 late fee)** for additional testing
  - Fee Waiver available to take a 2nd time (get this at school through counselors)
- 
- **Reading, English, Math, & Science** sections
  - Composite score is the **average** of all 4 sections
  - Scored out of a possible 36

- Scholars must **sign up online** to take the test
- Test is administered on a **Saturday**
- **\$60 (+\$30 late fees)**, if applicable)
- Fee Waivers available to take up to 2 times (get this at school through counselors)

- **Reading/ Writing & Math** sections
- No science section.
- Combined score is the **sum** of the 2 sections
- 200-800 per section; **400-1600 composite**

# SAT<sup>®</sup>

The **TOTAL SCORE** is called a “**composite**” or “**combined**” score -- and is figured differently for each test.

# FEE WAIVERS

EAscholars can receive 2 fee waivers

How do you qualify?

1. If you are on free or reduced lunch
2. if you are in a local college access program

If your school needs a letter verifying your eligibility for a fee waiver based on being in EA, the scholar should email Elon Academy ([elonacademy@elon.edu](mailto:elonacademy@elon.edu)).

Fee waivers cover **regular and late registration** and can be used anytime starting junior year through senior year.

*Get these  
from your  
high school  
counselor!*







But wait!  
There's also the  
PreACT & PSAT



# PreACT

- **Practice** American College Test
- Taken during school during sophomore year.

- 
- Reading, English, Math, & Science sections
  - Scored on a scale of 1 to 35, aligned with ACT.
  - National Average scores in each area: ~15

*Practicing this type of test helps you improve!*

# PSAT

- **Practice** Scholastic Achievement Test
- Taking this **again** during **JUNIOR** year can open scholarship opportunities (National Merit Scholarship +)
- **The only way to sign up is through your school!**

- 
- Reading/ Writing & Math sections
  - No science section.
  - Scored on a scale of 320-1520.
  - Average scores: 1140 Composite; 580 in reading/writing and 560 in math



achieve  
more®

# SAT®

Scholastic  
Achievement  
Test

## WHAT DOES IT COVER?

1. Math
  2. Reading/ Writing
- ~~plus an essay~~

The new digital SAT only  
has 2 sections.

## WHEN SHOULD I TAKE IT?

Take twice during spring  
semester of junior year  
(early in Jan/Feb and  
later in May or June)

## HOW DO I SIGN UP?

Sign up online!

Fee waivers available  
from school counselors  
to take it for free up to 2  
times

**REMEMBER:** Scholars are required to take it at  
least once before their final summer program.



achieve  
more®

Scores: 400-1600

# SAT®

## Scholastic

## Achievement

## Test

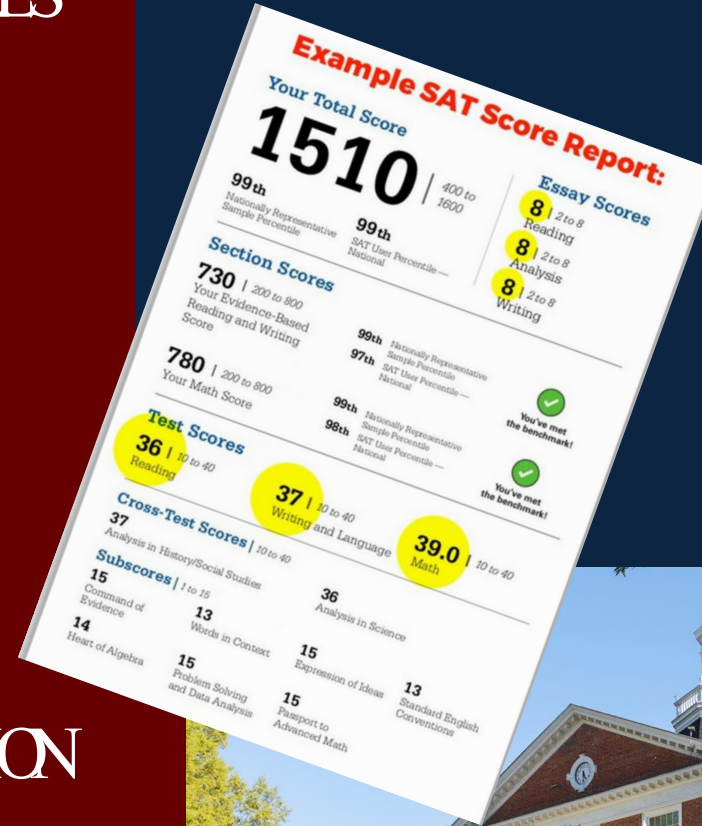
### NATIONAL AVERAGE SCORES

1028 Combined  
(down from 1070 in 2020)

508 Reading/ Writing  
(down from 580)

520 Math  
(down from 560)

MINIMUM SCORE FOR  
UNC SYSTEM CONSIDERATION  
10 10 Composite



ELON UNIVERSITY is piloting test-optional this admissions year; all students must still submit testing reports before matriculating (starting).

AVERAGE SAT at Elon, class of 2027: 1277



# Total Score

## 1 Total Score

400–1600 Scale

Evidence-Based Reading and Writing

Math

## 2 Section Scores

200–800 Scale

Analysis in Science

## 2 Cross-Test Scores\*

10–40 Scale

Analysis in History/Social Studies

Reading

Writing and Language

Math

## 3 Test Scores

10–40 Scale

Words in Context

Heart of Algebra

## 7 Subscores\*

1–15 Scale

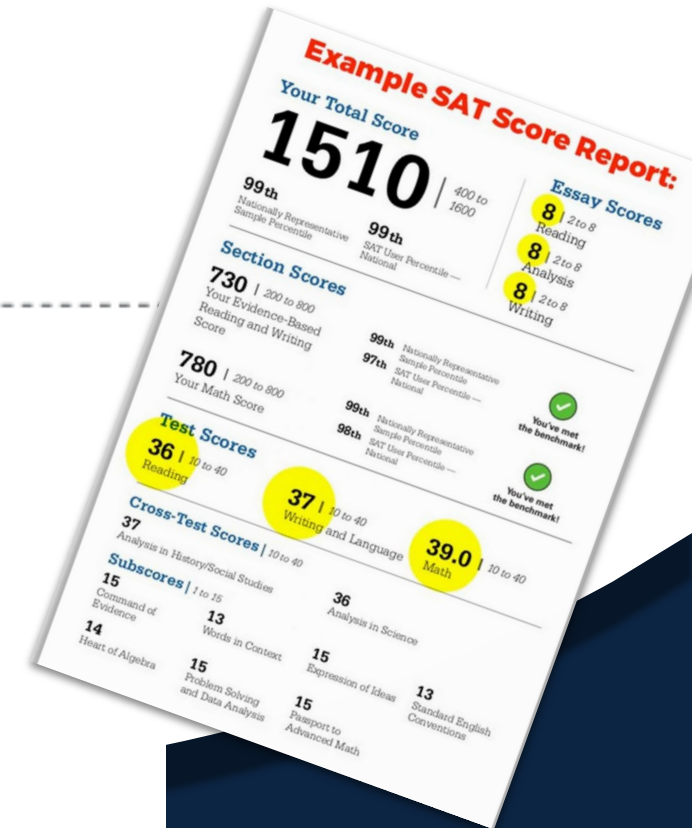
Command of Evidence

Problem Solving and Data Analysis

Expression of Ideas

Passport to Advanced Mathematics

Standard English Conventions



\*All Cross-Test Scores and Subscores are subject to research.



# Example SAT Score Report:

## Your Total Score

**1510** | 400 to 1600

99th

Nationally Representative  
Sample Percentile

99th

SAT User Percentile —  
National

## Essay Scores

**8** | 2 to 8

Reading

**8** | 2 to 8

Analysis

**8** | 2 to 8

Writing

## Section Scores

**730** | 200 to 800

Your Evidence-Based  
Reading and Writing  
Score

99th Nationally Representative  
Sample Percentile

97th SAT User Percentile —  
National



You've met  
the benchmark!

**780** | 200 to 800

Your Math Score

99th Nationally Representative  
Sample Percentile

98th SAT User Percentile —  
National



You've met  
the benchmark!

## Test Scores

**36** | 10 to 40

Reading

**37** | 10 to 40

Writing and Language

**39.0** | 10 to 40

Math

## Cross-Test Scores | 10 to 40

**37**

Analysis in History/Social Studies

**36**

Analysis in Science

## Subscores | 1 to 15

**15**

Command of  
Evidence

**13**

Words in Context

**15**

Expression of Ideas

**13**

Standard English  
Conventions

**14**

Heart of Algebra

**15**

Problem Solving  
and Data Analysis

**15**

Passport to  
Advanced Math

# Example SAT Score Report:

## Your Total Score

**1510** | 400 to 1600

99th

Nationally Representative  
Sample Percentile

99th

SAT User Percentile —  
National

## Essay Scores

**8** | 2 to 8

Reading

**8** | 2 to 8

Analysis

**8** | 2 to 8

Writing

## Section Scores

**730** | 200 to 800

Your Evidence-Based  
Reading and Writing  
Score

99th Nationally Representative  
Sample Percentile

97th SAT User Percentile —  
National



You've met  
the benchmark!

**780** | 200 to 800

Your Math Score

99th Nationally Representative  
Sample Percentile

98th SAT User Percentile —  
National



You've met  
the benchmark!





# American College Test

## WHAT DOES IT COVER?

1. Math
2. Reading
3. Science
4. English (language)  
plus optional essay

When registering, choose  
“ACT plus writing”

## WHEN SHOULD I TAKE IT?


Take at least once during  
junior year

## HOW DO I SIGN UP?

Sign up online!

Fee waivers available  
from school counselors .

**REMEMBER:** Scholars are required to take it at least once  
before their final summer program!



# NATIONAL AVERAGE SCORES

Scored out of a possible 36



American  
College  
Test

19.5 Composite

20.1 Reading


19 Math

19.6 Science

18.6 English


MINIMUM SCORE FOR  
UNC SYSTEM ADMISSION

19 Composite



ELON UNIVERSITY is piloting test-optional this admissions year; all students must still submit testing reports before matriculating.

AVERAGE ACT at Elon, class of 2027: 28



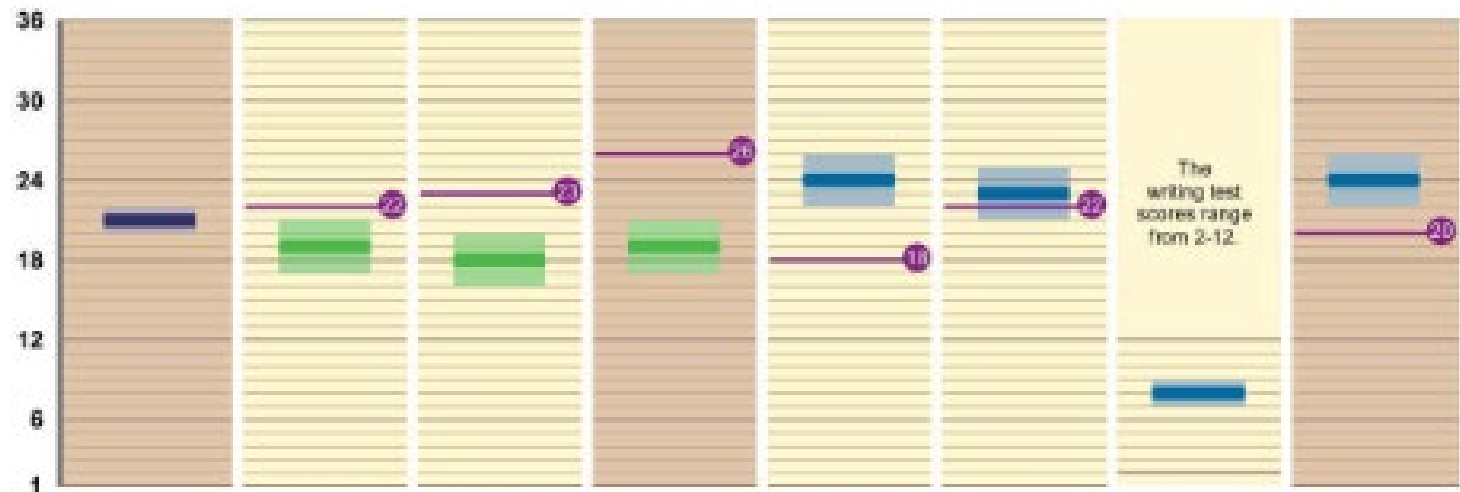
ANN C TAYLOR (ACT ID: 201293212)  
WHEAT RIDGE SENIOR HIGH SCHOOL (061-450)  
TEST DATE: APRIL 2022

21	19	18	19	24	23	8	24
COMPOSITE	MATH	SCIENCE	STEM	ENGLISH	READING	WRITING	ELA

## Student Report



Your Score  
 Score  
 Score Range



**ACT College Readiness Benchmarks**

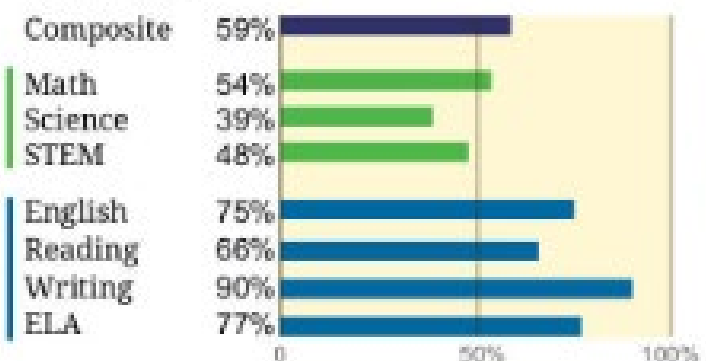
**Readiness Benchmark**  
 If your score is at or above the Benchmark, you have at least a 50% chance of obtaining a B or higher or about a 75% chance of obtaining a C or higher in specific first-year college courses in the corresponding subject area. There is currently no Benchmark for writing.

**Your Score Range**  
 Test scores are estimates of your educational development. Think of your true achievement on this test as being within a range that extends about one standard error of measurement, or about 1 point for the Composite and writing scores, and 2 points for STEM, ELA, and the other test scores, above and below your score.

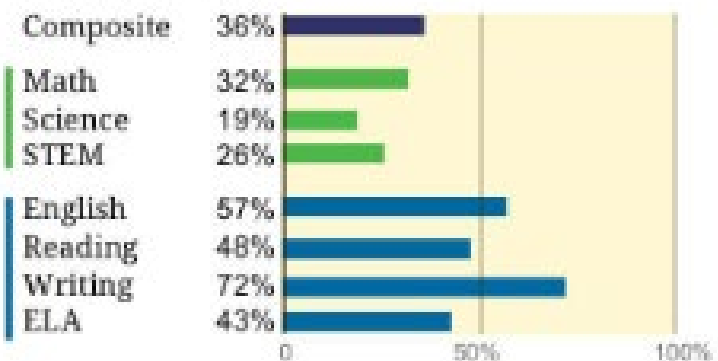
Your STEM (Science, Technology, Engineering, and Math) score represents your overall performance on the science and math tests.

Your ELA (English Language Arts) score represents your overall performance on the English, reading, and writing tests.

### US Rank

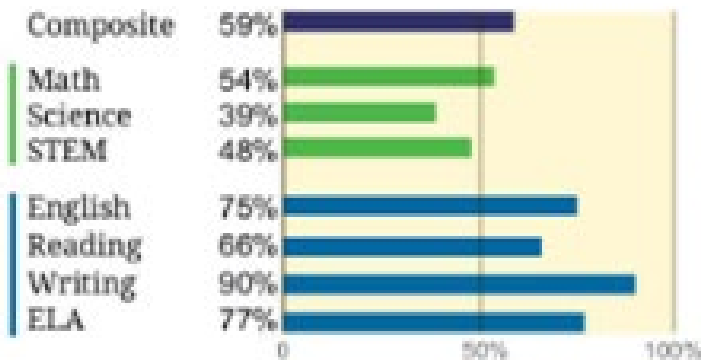


### State Rank

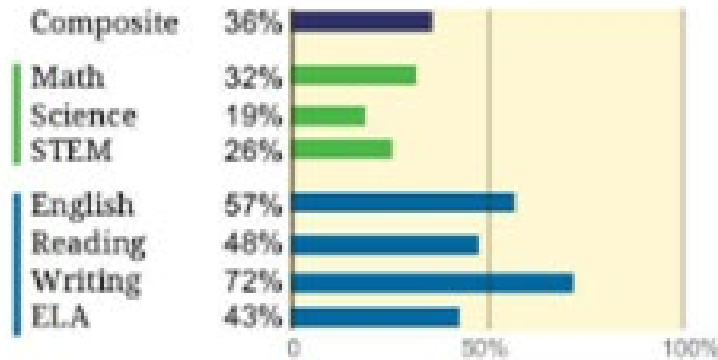


**US & State Rank**  
 Your ranks tell you the approximate percentages of recent high school graduates in the US and your state who took the ACT® test and received scores that are the same as or lower than your scores. For example, a rank of 56 for your Composite score means 56% of students earned that Composite score or below.

## US Rank



## State Rank



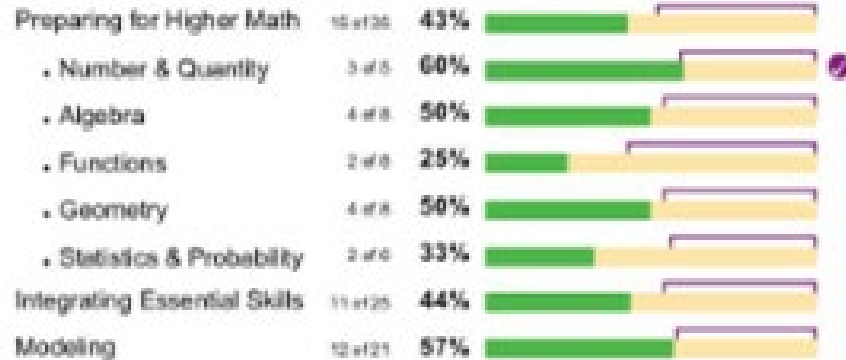
measurement, or about 1 point for the Composite and writing scores, and 2 points for STEM, ELA, and the other test scores, above and below your score.

### US & State Rank

Your ranks tell you the approximate percentages of recent high school graduates in the US and your state who took the ACT® test and received scores that are the same as or lower than your scores. For example, a rank of 56 for your Composite score means 56% of students earned that Composite score or below.

## Detailed Results

### MATH 19



### SCIENCE 18



**ACT Composite Score:** ACT Math, Science, English, and Reading test scores and the Composite score range from 1 to 36. For each test, we converted your number of correct answers into a score within that range. Your Composite score is the average of your scores on the four subjects rounded to the nearest whole number. If you left any test completely blank, that score is reported as two dashes and no Composite score is computed.

**ACT Readiness Banner:** This banner shows where a student who has met the ACT

### ENGLISH 24



### READING 23



### Understanding Complex Texts



**Understanding Complex Texts:** This indicator lets you know if you are understanding the central meaning of complex texts at a level that is needed to succeed in college courses with high reading demand.

### WRITING 8



If you took the writing test, your essay was scored on a scale of 1 to 6 by two raters in each of the four writing domains. These domains represent essential skills and abilities that are necessary to meet the writing demands of college and career. Your domain scores, ranging from 2 to 12, are a sum of the two raters' scores. Your writing score is the average of your four domain scores rounded to the nearest whole number. To learn more about

# PERCENTILES?

The best way to monitor status and progress for now.

When you receive scores, they will say you scored in a certain percentile. What does that mean?



## Example SAT Score Report:

### Your Total Score

**1510** | 400 to 1600

**99th**  
Nationally Representative  
Sample Percentile

**99th**  
SAT User Percentile —  
National

### Essay Scores

**8** | 2 to 8  
Reading

**8** | 2 to 8  
Analysis

**8** | 2 to 8  
Writing

### Section Scores

**730** | 200 to 800  
Your Evidence-Based  
Reading and Writing  
Score

**99th** Nationally Representative  
Sample Percentile  
**97th** SAT User Percentile —  
National



**780** | 200 to 800  
Your Math Score

**99th** Nationally Representative  
Sample Percentile  
**98th** SAT User Percentile —  
National



### Test Scores

**36** | 10 to 40  
Reading

**37** | 10 to 40  
Writing and Language

**39.0** | 10 to 40  
Math

### Cross-Test Scores | 10 to 40

**37**  
Analysis in History/Social Studies

**36**  
Analysis in Science

### Subscores | 1 to 15

**15**  
Command of  
Evidence

**13**  
Words in Context

**15**  
Expression of Ideas

**13**  
Standard English  
Conventions

**14**  
Heart of Algebra

**15**  
Problem Solving  
and Data Analysis

**15**  
Passport to  
Advanced Math

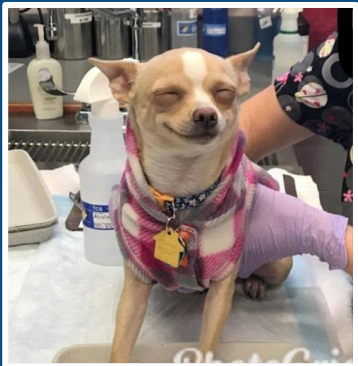




# PERCENTILES

The higher your percentile, the better your score compared to all of the other students who took that particular test.

So, if you scored in the 76th percentile, that means you scored better than 75% of students who took the test.



## Example SAT Score Report:

### Your Total Score

**1510** | 400 to 1600

99th  
Nationally Representative  
Sample Percentile

99th  
SAT User Percentile —  
National

### Essay Scores

**8** | 2 to 8  
Reading

**8** | 2 to 8  
Analysis

**8** | 2 to 8  
Writing

### Section Scores

**730** | 200 to 800  
Your Evidence-Based  
Reading and Writing  
Score

99th Nationally Representative  
Sample Percentile  
97th SAT User Percentile —  
National



**780** | 200 to 800  
Your Math Score

99th Nationally Representative  
Sample Percentile  
98th SAT User Percentile —  
National



### Test Scores

**36** | 10 to 40  
Reading

**37** | 10 to 40  
Writing and Language

**39.0** | 10 to 40  
Math

### Cross-Test Scores | 10 to 40

**37**  
Analysis in History/Social Studies

**36**  
Analysis in Science

### Subscores | 1 to 15

**15**  
Command of  
Evidence

**13**  
Words in Context

**15**  
Expression of Ideas

**13**  
Standard English  
Conventions

**14**  
Heart of Algebra

**15**  
Problem Solving  
and Data Analysis

**15**  
Passport to  
Advanced Math

# How Do Colleges Get Our Scores?

- Scores can be automatically sent to colleges students are applying to by filling out the “school code”(a 4-digit code unique to each school) in a box at the end of the test.
- If the choice is unknown, scores can be sent later - but additional fees may apply.
- The **first 4 schools are free** for both tests.
  - For the **ACT**, additional schools are \$18.50 per school.
  - For the **SAT**, additional schools are \$14, unless you have a **fee waiver --**  
**Then you get unlimited free reports!**



## Strategy books and guidebooks

High school guidance offices and libraries have books you can use for free. Bookstores sell books, too.

## Free online resources

MasteryPrep via [Clever](#) portal

Number 2 website  
[www.number2.com](http://www.number2.com)

College Board website  
[www.collegeboard.org](http://www.collegeboard.org)

## EA Prep Sessions :)



We offer free SAT prep each semester after Saturday programs!

We use [Khan Academy](#) SAT prep.

EAScholars typically increase their SAT scores by an average of 100 points!

## Extra Tip:

Guessing is good on both tests!



# Can I Study for the SAT & ACT?



Now that you understand  
test scores a bit more,

let's go back to categorizing schools.

See the back of your agenda for  
(mostly) updated school averages.

# Choice

- ★ GPA & test scores **higher** than average first year student
- ★ **Likely to be admitted and receive good financial aid.**  
Allows more power of choice for where student attends
- ★ Typically provides **more financial assistance (\$\$\$)**
- ★ Scholar in **upper half of student body academically**
- ★ May not be very academically challenging, but high chance of standing out well
- ★ **More access to opportunities** (internships, research, etc.)
- ★ All EA scholars should have 1 UNC-system choice school + minimum of 2 others

# Target

- ★ GPA & test scores **close or equal** to the average first year student
  - ★ Scholar in “**middle of the pack**” academically
  - ★ Likely to be **moderately academically challenging**
  - ★ **Less access to opportunities and financial aid** than a choice school
  - ★ All EA scholars should have at least 2 target schools on their list
- “Close” means **VERY** close.
- GPA within .05  
SAT within 50 points  
ACT within 1 point

# Challenge

- ★ GPA & test scores are **lower** than average first year student
- ★ Usually **prestigious** and very **competitive** for admission and financial aid
- ★ Likely to be **very academically challenging**; likely in the mid-to-lower half of student body
- ★ **Scholars need to be honest with themselves about whether they want to be consistently pushed and challenged in college**
- ★ All EA scholars should have at least 2 challenge schools on their list

# Student 1

★ GPA: **3.56**

★ ACT: **20**

★ SAT: **1020**

Choice:

Target:

Challenge:

## Some NC Options

1. Alamance Community College
2. Appalachian State
3. Elon Univ.
4. NC A & T Univ.
5. NC Central Univ.
6. NC State (NCSU)
7. UNC-Charlotte
8. UNC-Chapel Hill
9. UNC-Greensboro
10. Duke University





# Student 1

★ GPA: **3.56**

★ ACT: **20**

★ SAT: **1020**

## Choice:

Alamance Community College  
NC Central

## Target:

UNCG  
NC A & T

## Challenge:

App State  
Elon  
NC State  
UNC CH  
UNC Charlotte  
Duke

*It's ok to have a community college  
on the choice school list.*

*We often try to have a community  
college rep come to the April  
program junior year to highlight the  
many transfer programs available at  
ACC.*



## Student 2

★ GPA: **3.75**

★ ACT: **23**

★ SAT: **1215**

Choice:

Target:

Challenge:

### Some NC Options

1. Alamance Community College
2. Appalachian State
3. Elon Univ.
4. NC A & T Univ.
5. NC Central Univ.
6. NC State (NCSU)
7. UNC-Charlotte
8. UNC-Chapel Hill
9. UNC-Greensboro
10. Duke University



## Student 2

★ GPA: **3.75**

★ ACT: **23**

★ SAT: **1215**

### Choice:

NC A & T

UNCG

NC Central

### Target:

UNC Charlotte

### Challenge:

App State

Elon

NC State

UNC CH

Duke



## Student 3

★ GPA: **3.87**

★ ACT: **18**

★ SAT: **950**

Choice:

Target:

Challenge:

### Some NC Options

1. Alamance Community College
2. Appalachian State
3. Elon Univ.
4. NC A & T Univ.
5. NC Central Univ.
6. NC State (NCSU)
7. UNC-Charlotte
8. UNC-Chapel Hill
9. UNC-Greensboro
10. Duke University



# Student 3

★ GPA: **3.87**

★ ACT: **18**

★ SAT: **950**

## Choice:

Alamance Community College  
NCCU

## Target:

...but this student needs to work with their CAT Mentor to find at least a UNC system school for this category!

## Challenge:

All schools on our starting list.

*We often have scholars with higher GPAs and lower test scores.*

*This is where TEST PREP (through EA and Khan Academy) can really make a difference.*



## Student 4

★ GPA: **4.37**

★ ACT: **25**

★ SAT: **1160**

Choice:

Target:

Challenge:

### Some NC Options

1. Alamance Community College
2. Appalachian State
3. Elon Univ.
4. NC A & T Univ.
5. NC Central Univ.
6. NC State (NCSU)
7. UNC-Charlotte
8. UNC-Chapel Hill
9. UNC-Greensboro
10. Duke University





# Student 4

★ GPA: **4.37**

★ ACT: **25**

★ SAT: **1160**

## Choice:

NC A & T

UNCG

NC Central

UNC Charlotte

## Target:

App State

## Challenge:

Elon

NC State

UNC CH

Duke





Free themes and templates for  
Google Slides or PowerPoint

**NOT to be sold as is or modified!**

Read [FAQ](#) on [slidesmania.com](#)

Sharing is caring!

